

Bayesian Model Averaging

STA 721: Lecture 17

Merlise Clyde
Duke University



Normal Regression Model

Centered regression model where \mathbf{X}^c is the $n \times p$ centered design matrix where all variables have had their means subtracted (may or may not need to be standardized)

$$\mathbf{Y} = \mathbf{1}_n \alpha + \mathbf{X}^c \boldsymbol{\beta} + \boldsymbol{\epsilon}$$



Priors

With 2^p models, subjective priors for β are out of the question for moderate p and improper priors lead to arbitrary Bayes factors leading to **conventional priors** on model specific parameters



Sketch for Marginal

- Integrate out β_γ using sums of normals
- Find inverse of $\mathbf{I}_n + g\mathbf{P}_{\mathbf{X}_\gamma}$ (properties of projections or Sherman-Woodbury-Morrison Theorem)
- Find determinant of $\phi(\mathbf{I}_n + g\mathbf{P}_{\mathbf{X}_\gamma})$
- Integrate out intercept (normal)
- Integrate out ϕ (gamma)
- algebra to simplify quadratic forms to R_γ^2
- in the following slides we will assume that \mathbf{X}_γ is centered so that $\mathbf{1}_n^T \mathbf{X}_\gamma = \mathbf{0}_p$ for all models \mathcal{M}_γ

Or integrate α , β_γ and ϕ (complete the square!)



Posterior Distributions on Parameters

$$\alpha \mid \gamma, \phi, y \sim \mathbf{N} \left(\bar{y}, \frac{1}{n\phi} \right)$$

$$\beta_\gamma \mid \gamma, \phi, g, y \sim \mathbf{N} \left(\frac{g}{1+g} \hat{\beta}_\gamma, \frac{g}{1+g} \frac{1}{\phi} [\mathbf{X}_\gamma^T \mathbf{X}_\gamma]^{-1} \right)$$

$$\phi \mid \gamma, y \sim \text{Gamma} \left(\frac{n-1}{2}, \frac{\text{TotalSS} - \frac{g}{1+g} \text{RegSS}}{2} \right)$$

$$\text{TotalSS} \equiv \sum_i (y_i - \bar{y})^2$$

$$\text{RegSS} \equiv \hat{\beta}_\gamma^T \mathbf{X}_\gamma^T \mathbf{X}_\gamma \hat{\beta}_\gamma$$

$$R_\gamma^2 = \frac{\text{RegSS}}{\text{TotalSS}} = 1 - \frac{\text{ErrorSS}}{\text{TotalSS}}$$



Priors on Model Space

$$p(\mathcal{M}_\gamma) \Leftrightarrow p(\gamma)$$

- Fixed prior probability $\gamma_j p(\gamma_j = 1) = .5 \Rightarrow P(\mathcal{M}_\gamma) = .5^p$
- Uniform on space of models $p_\gamma \sim \text{Bin}(p, .5)$
- Hierarchical prior

$$\begin{aligned} \gamma_j &| \pi \stackrel{\text{iid}}{\sim} \text{Ber}(\pi) \\ \pi &\sim \text{Beta}(a, b) \\ \text{then } p_\gamma &\sim \text{BB}_p(a, b) \end{aligned}$$

$$p(p_\gamma | p, a, b) = \frac{\Gamma(p+1)\Gamma(p_\gamma+a)\Gamma(p-p_\gamma+b)\Gamma(a+b)}{\Gamma(p_\gamma+1)\Gamma(p-p_\gamma+1)\Gamma(p+a+b)\Gamma(a)\Gamma(b)}$$

- Uniform on Model Size $\Rightarrow p_\gamma \sim \text{BB}_p(1, 1) \sim \text{Unif}(0, p)$



Posterior Probabilities of Models

- Calculate posterior distribution analytically under enumeration.

$$p(\mathcal{M}_\gamma | \mathbf{Y}) = \frac{p(\mathbf{Y} | \gamma)p(\gamma)}{\sum_{\gamma' \in \Gamma} p(\mathbf{Y} | \gamma')p(\gamma')}$$

- Express as a function of Bayes factors and prior odds!
- Use MCMC over Γ - Gibbs, Metropolis Hastings if p is large (depends on Bayes factors and prior odds)
- slow convergence/poor mixing with high correlations
- Metropolis Hastings algorithms more flexibility
(swap pairs of variables or use adaptive Independent Metropolis!)

 No need to run MCMC over $\gamma, \beta_\gamma, \alpha,$ and ϕ !



Choice of g : Bartlett's Paradox

The Bayes factor for comparing γ to the null model:

$$BF(\gamma : \gamma_0) = (1 + g)^{(n-1-p_\gamma)/2} (1 + g(1 - R_\gamma^2))^{-(n-1)/2}$$

- For fixed sample size n and R_γ^2 , consider taking values of g that go to infinity
- Increasing vagueness in prior
- What happens to BF as $g \rightarrow \infty$?

Bartlett Paradox

Why is this a paradox?



Information Paradox

The Bayes factor for comparing γ to the null model:

$$BF(\gamma : \gamma_0) = (1 + g)^{(n-1-p_\gamma)/2} (1 + g(1 - R_\gamma^2))^{-(n-1)/2}$$

- Let g be a fixed constant and take n fixed.
- Usual F statistic for testing γ versus γ_0 is $F = \frac{R_\gamma^2/p_\gamma}{(1-R_\gamma^2)/(n-1-p_\gamma)}$
- As $R_\gamma^2 \rightarrow 1$, $F \rightarrow \infty$ Likelihood Rqtio test (F-test) would reject γ_0 where F is the usual F statistic for comparing model γ to γ_0
- BF converges to a fixed constant $(1 + g)^{n-1-p_\gamma/2}$ (does not go to infinity !)

Information Inconsistency of [Liang et al JASA 2008](#)



Mixtures of g -priors & Information consistency

- Want BF $\rightarrow \infty$ if $R_\gamma^2 \rightarrow 1$ if model is full rank
- Put a prior on g

$$BF(\gamma : \gamma_0) = \frac{C \int (1 + g)^{(n-1-p_\gamma)/2} (1 + g(1 - R_\gamma^2))^{-(n-1)/2} \pi(g) dg}{C}$$

- interchange limit and integration as $R^2 \rightarrow 1$ want

$$\mathbf{E}_g[(1 + g)^{(n-1-p_\gamma)/2}]$$

to diverge under the prior



One Solution

- hyper-g prior (Liang et al JASA 2008)

$$p(g) = \frac{a - 2}{2} (1 + g)^{-a/2}$$

or $g/(1 + g) \sim \text{Beta}(1, (a - 2)/2)$ for $a > 2$

- prior expectation converges if $a > n + 1 - p_\gamma$ (properties of ${}_2F_1$ function)
- Consider minimal model $p_\gamma = 1$ and $n = 3$ (can estimate intercept, one coefficient, and σ^2 , then for $a > 3$ integral exists)
- For $2 < a \leq 3$ integral diverges and resolves the information paradox! (see proof in [Liang et al JASA 2008](#))



Examples of Priors on g

- hyper-g prior (Liang et al JASA 2008)
 - Special case is Jeffreys prior for g which corresponds to $a = 2$ (improper)
- Zellner-Siow Cauchy prior $1/g \sim \text{Gamma}(1/2, n/2)$
- Hyper-g/n $(g/n)(1 + g/n) \sim \text{Beta}(1, (a - 2)/2)$ (generalized Beta distribution)
- robust prior (Bayarri et al Annals of Statistics 2012)
- Intrinsic prior (Womack et al JASA 2015)

All have prior tails for β that behave like a Cauchy distribution and all except the Gamma prior have marginal likelihoods that can be computed using special hypergeometric functions (${}_2F_1$, Appell F_1)

No fixed value of g (i.e a point mass prior) will resolve this!



US Air Example

```
1 library(BAS)
2 data(usair, package="HH")
3 poll.bma = bas.lm(log(SO2) ~ temp + log(mfgfirms) +
4                   log(popn) + wind +
5                   precip + raindays,
6                   data=usair,
7                   prior="JZS", #Jeffrey-Zellner-Siow
8                   alpha=nrow(usair), # n
9                   n.models=2^6,
10                  modelprior = uniform(),
11                  method="deterministic")
```



Summary

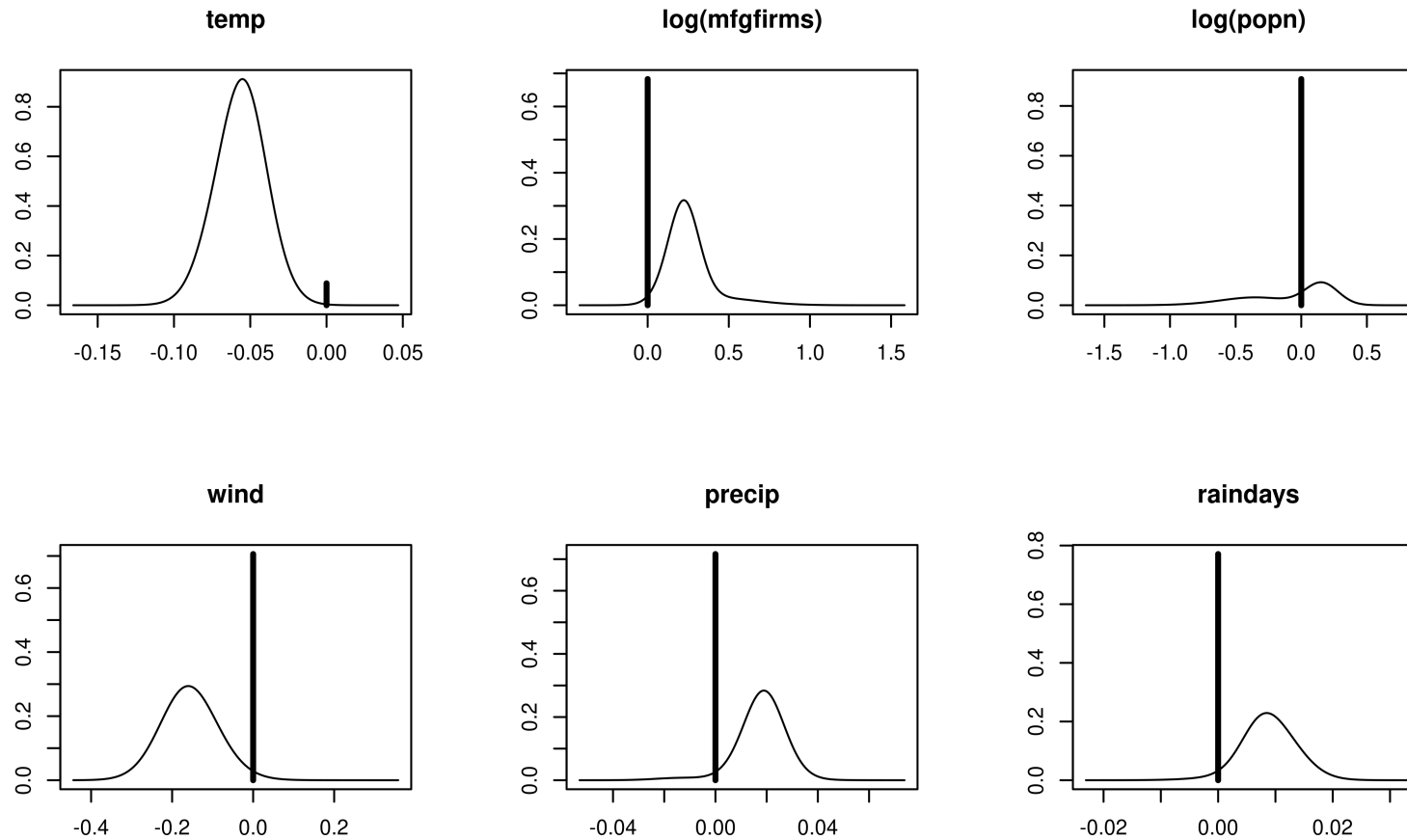
```
1 summary(poll.bma, n.models=4)
```

	P(B != 0 Y)	model 1	model 2	model 3	model 4
Intercept	1.00000000	1.000000	1.00000000	1.00000000	1.00000000
temp	0.91158530	1.000000	1.00000000	1.00000000	1.00000000
log(mfgfirms)	0.31718916	0.000000	0.00000000	0.00000000	1.00000000
log(popn)	0.09223957	0.000000	0.00000000	0.00000000	0.00000000
wind	0.29394451	0.000000	0.00000000	0.00000000	1.00000000
precip	0.28384942	0.000000	1.00000000	0.00000000	1.00000000
raindays	0.22903262	0.000000	0.00000000	1.00000000	0.00000000
BF	NA	1.000000	0.3286643	0.2697945	0.2655873
PostProbs	NA	0.29410	0.0967000	0.0794000	0.0781000
R2	NA	0.29860	0.3775000	0.3714000	0.5427000
dim	NA	2.000000	3.00000000	3.00000000	5.00000000
logmarg	NA	3.14406	2.0313422	1.8339656	1.8182487



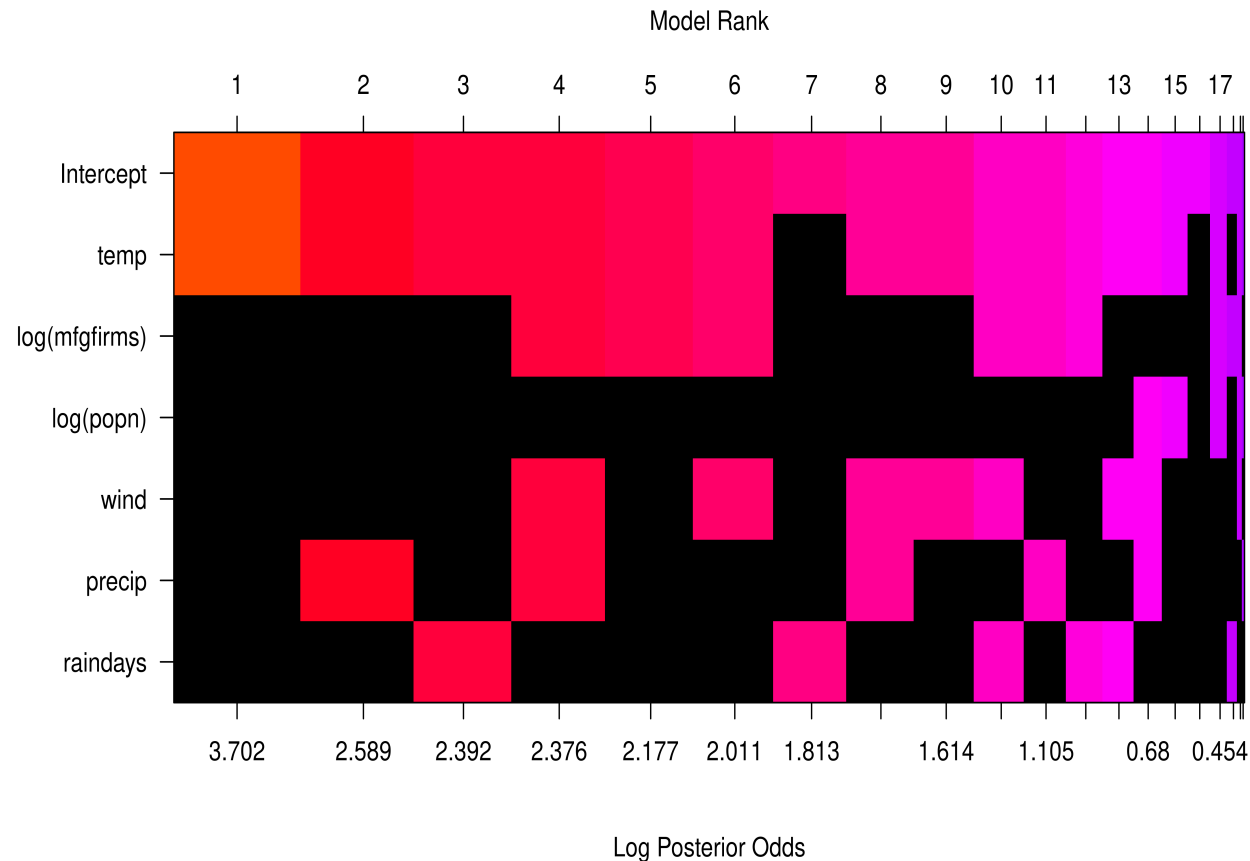
Plots of Coefficients

```
1 beta = coef(poll.bma)
2 par(mfrow=c(2,3)); plot(beta, subset=2:7,ask=F)
```



Posterior Distribution with Uniform Prior on Model Space

```
1 image(poll.bma, rotate=FALSE)
```



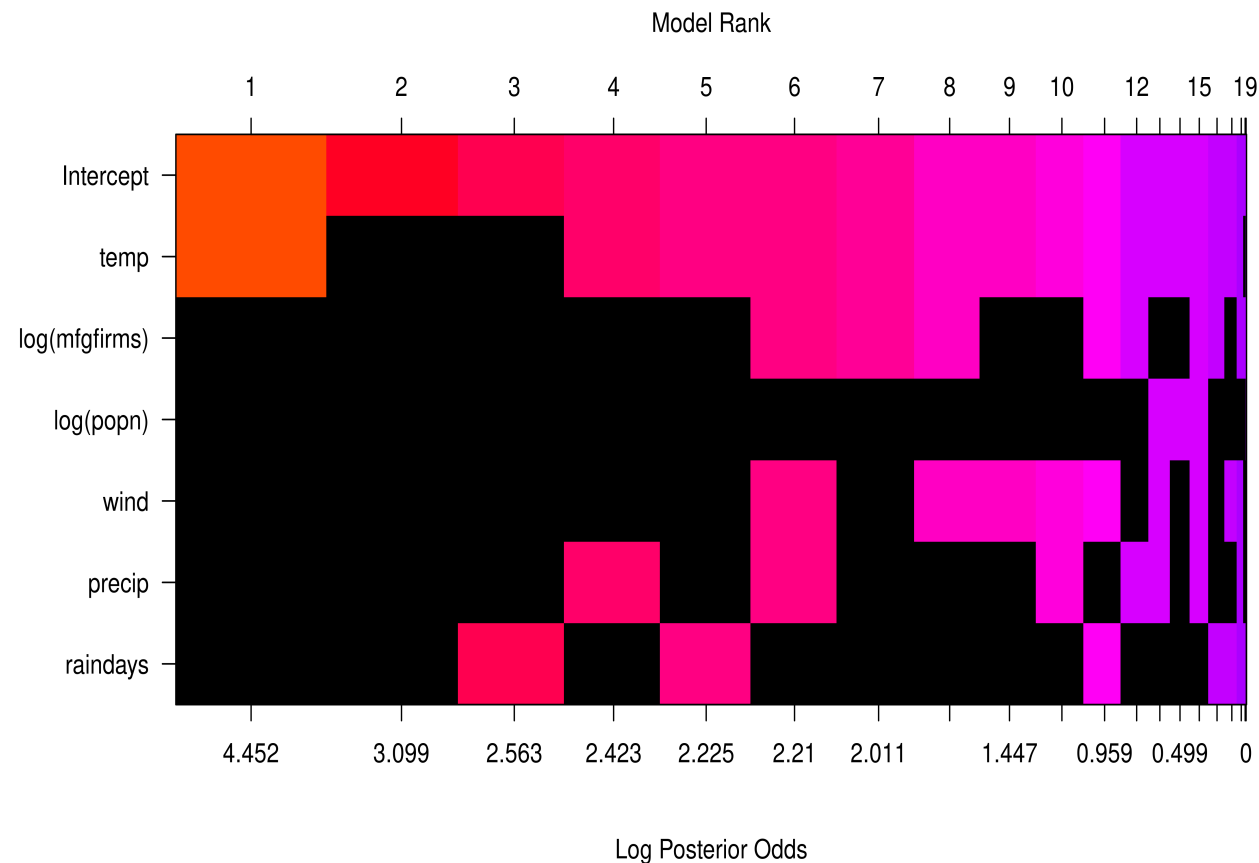
Posterior Distribution with BB(1,1) Prior on Model Space

```
1 poll.bb.bma = bas.lm(log(SO2) ~ temp + log(mfgfirms) +
2                       log(popn) + wind +
3                       precip + raindays,
4                       data=usair,
5                       prior="JZS",
6                       alpha=nrow(usair),
7                       n.models=2^6, #enumerate
8                       modelprior=beta.binomial(1,1))
```



Posterior Distribution with BB(1,1) Prior on Model Space

```
1 image(poll.bb.bma, rotate=FALSE)
```



Summary

- Choice of prior on β_γ
- g-priors or mixtures of g (sensitivity)
- priors on the models (sensitivity)
- posterior summaries - select a model or “average” over all models

